

Questionnaire^{GB}

For use of RESISTRON tem- perature controllers

Dear Customer!

We would like to help you to set-up the optimum sealing system for your specific heatsealing application. Please fill in as many of the yellow fields as possible. The fields marked with a star are very important. With this information we will create an Application Report

Customer*:

Contact Person*:

Internet:

Project number or name

which will include the schematic layout and specifications for your system.

If you have an older version of Acrobat Reader, there might occur a problem with sending this questionnaire via Internet. In this case, you can print it out and send it by fax.










Telephone*:

Fax*:

E-Mail:

1 Heatseal Element

1.1 Style

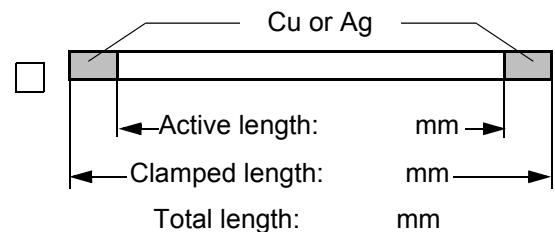
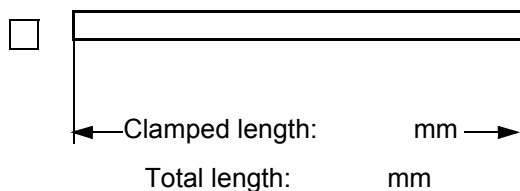
<input type="checkbox"/>  Tapered Band	<input type="checkbox"/>  Flat Band	<input type="checkbox"/>  Reflex Band	<input type="checkbox"/>  Beaded Band	<input type="checkbox"/>  T - Profile
<input type="checkbox"/>  Cutting Wire	<input type="checkbox"/>  Oval Wire	<input type="checkbox"/>  Half Round	<input type="checkbox"/>  Δ - Profile	<input type="checkbox"/> (include sketch) Special contoured

1.2 Size

Cross-section* Width: mm

Thickness: mm

Length*



1.3 Material

Supplier:

Material:

Supplier's art. no:

Sample available: Yes No

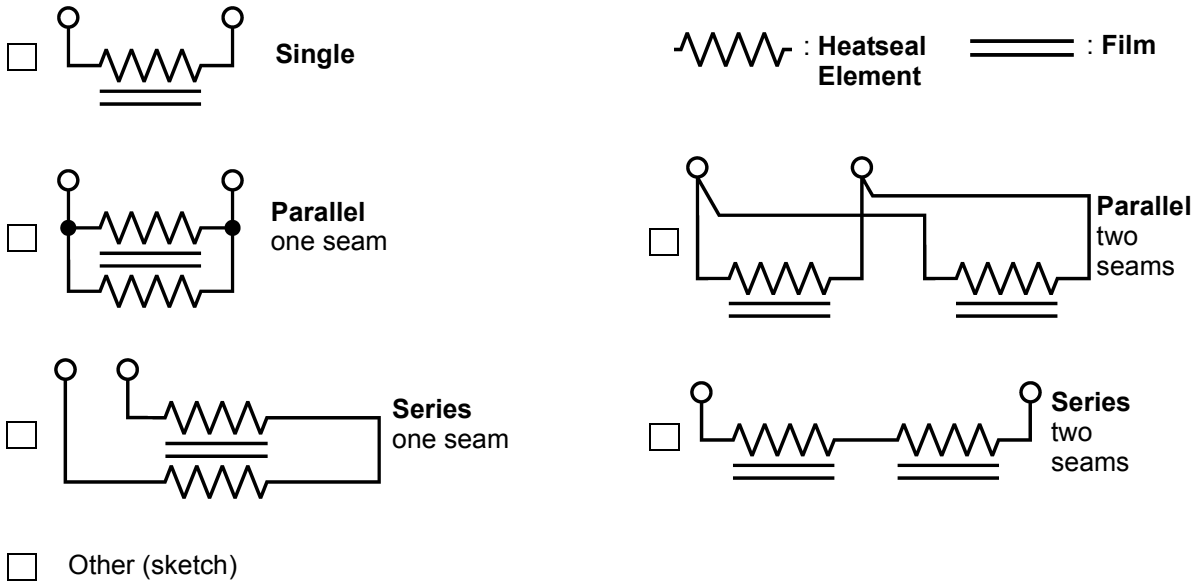
Temperature coefficient: $TCR = \frac{\text{ppm}}{\text{K}}$

Specific resistance: $\rho = \frac{\Omega \cdot \text{mm}^2}{\text{m}}$

Resistance per meter: $\frac{R}{L} = \frac{\Omega}{\text{m}}$

Our recommendation: Alloy 20, $TCR = 1100 \frac{\text{ppm}}{\text{K}}$, $\rho = 0,88 \frac{\Omega \cdot \text{mm}^2}{\text{m}}$

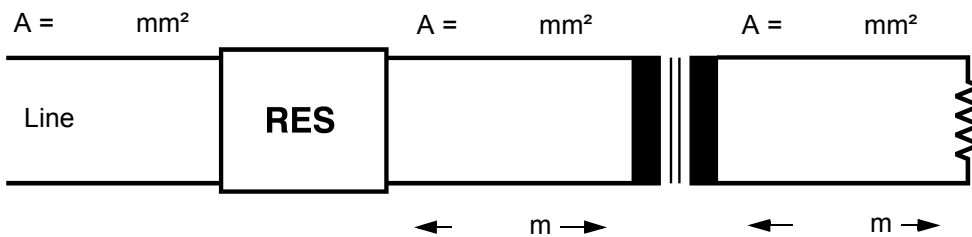
2 Wiring of the Heatseal Element



3 Heatseal Transformer

Primary voltage: V Power: VA
 Secondary voltage: V Duty Cycle: %

4 Wiring



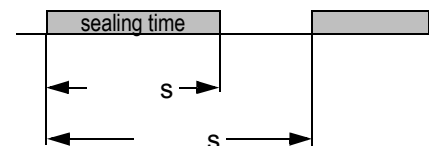
5 Machine Description

- 5.1 Heatseal Jaws**
- without cooling
- air cooling
- water cooling

- 5.2 Isolation between heatseal element and jaws**
- thin (eg. only teflon tape)
- thick (eg. silicone)

- 5.3 Operating Mode**
- Impulse
- Constant heat

- 5.4 Speed** max. cycles per minute



- 5.5 Film to be sealed**
- Material:
- Type:
- Thickness: μm
- Layers:
- Film overlap / gusset

- 5.6 Supply-voltage available:** V
- Line frequency: Hz

6 Selecting the right temperature controller

Favorite	Models	Construction	Temperature adjustment	Display of Temperature	Diagnostics	Alarm terminal	Booster terminal	Features, applications
	RES-420	front panel-mounted	Display	Display	●	●	●	Standard applications
	RES-440	front panel-mounted	Display	Display ATR ●	●	●	●	Variable timer functions, Pre-heat feature
	RES-445	front panel-mounted	Display 0 - 10 VDC	Display 0 - 10 VDC ATR ●	●	●	●	Variable timer functions, Pre-heat feature
	RESCON-470	front panel-mounted	Display 0 - 10 VDC	Display 0 - 10 VDC ATR ●	●	●	●	Programmable controller with digital I/O
	RES-430	front panel-mounted	Display	Display ATR ●	●	-	-	Variable timer functions, secondary control, low cost
	RES-408	top hat rail/ front panel-mounted	Display	Display	●	●	○	Separate operation panel
	RES-401	top hat rail	PD ●	ATR ●	-	-	-	low cost
	RES-402	top hat rail	0 - 10 VDC PD ●	0 - 10 VDC ATR ●	-	●	-	For PLC-connection
	RES-403	top hat rail	PD ●	ATR ●	●	●	○	Standard applications
	RES-407	top hat rail	0 - 10 VDC PD ●	0 - 10 VDC ATR ●	●	●	○	For PLC-connection
	RES-406	top hat rail	Profibus	ATR ●	●	●	●	Profibus - interface
	RES-409	top hat rail	CAN-Bus	ATR ●	●	●	●	CAN-Bus - interface

● Standard	◐ Accessory	○ Option	- not available
------------	-------------	----------	-----------------

For further information: www.ropex.de

Remarks: